







## Set Scanfob 2002 Bluetooth scanner with special UPC-E settings

Scan all barcodes in the box of your desired settings.




Default Setting (UPC-E as is)

BEGIN	
UPC-E as is	
END	




Transmit UPC-E as UPC-A

BEGIN	
UPC-E as UPC-A	
END	




No leading digit, transmit check digit

BEGIN	
No lead, send check	
END	



No leading digit, no transmit check digit

BEGIN	
No lead, no check	
END	

Transmit leading digit and check digit

BEGIN	
Leading, send check	
END	

Transmit leading digit, no check digit

BEGIN	
Leading, no check	
END	